



*the* **TREE LINE**

*the official monthly  
publication of the*

**BONSAI SOCIETY of PORTLAND**

## Upcoming Events

January  
2021

### **Virtual BSOP Meeting:**

January 26, 6:45pm to 9pm, Annual business meeting. Social Hour begins at 6pm.

### **National Meeting:**

September 11-12, 2021, US National Bonsai Exhibition. Rochester, NY 14445

## January 2021 Words From the President

Happy New Year, may 2021 bring you all great bonsai success. I will present our annual report at 6:45 pm, to allow more time for all of us to enjoy the presentation.

The new board will assume their roles at this months meeting. Your new President Andrew Robson, second term First Vice President Reid Parham, second term Second Vice President Patrice Morrow, new Treasurer Brandon McMullin and new secretary Brandon Myren will take BSOP through the next two years.

I want to take this time to thank all of my board members who have helped me during my BSOP Presidency...

- First, Past President Lee Cheatle: for his charisma, humor and great bonsai enthusiasm; he set BSOP on a course that was fairly easy to navigate for all of its members.
- VP Reid Parham shared the stage with me to bring us great programs over the last couple years collaborating with Lime Allen, and hosting the 2019 BSOP holiday party. He was part of a small team who brought equipment that enhanced our view during monthly meetings. Now Reid is using this equipment to bring you meetings online during the COVID closure of 2020–2021.
- VP Jan Hettick, who made my presidency transition extremely easy with her past BSOP experience as a long standing board member. Her organization was incredible! Planning the Rendezvous made an easy to follow template for the 2019 BSOP Fall Show. Jan organized all the dates for the Milwaukie Center BSOP events and meetings, tracked all club membership, and managed the monthly auction for inventory and payment of trees and items for all members.

If you didn't know, she missed almost all of BSOP programs to run the behind the scenes of the auctions. I could continue naming the different aspects of BSOP Jan had been a part of and helped guide us through 2019 as a board of directors. Lee said it before but Jan ran BSOP and she continued to do so during my presidency. Jan, **thank you.**

- Treasurer Patty Myrick has helped with all BSOP finances keeping us well informed of our budget and expenditures. She also was a major part of our monthly auction sales transactions missing out on our presentations. Patty transitioned into Milwaukie Center scheduling and auction organization early 2020. Patty was also the person to bring us the Super Raffle during our monthly meetings.
- Secretary Laura Hudson has kept our conversation recorded for the meeting minutes and made sure we operated within our guidelines as a club. Laura often helped with the raffles.
- VP Patrice Morrow accepted the role after Jan was ready to retire from BSOP board of directors in April 2020. Patrice has taken over the membership and has worked well with us throughout the COVID closure continuing to run core BSOP functions.

I'm sure there are details not mentioned that all of the board has contributed. Again, thank you all for your work and support to help me as the 2019–2020 Bonsai Society of Portland President.

Thank you BSOP members for your trust in our club over the last couple years as your President.

*Joe Johansen*, President

## Programming Report

Welcome to 2021! I am filled with excitement for what is to come for our bonsai society.

Join us for a virtual meeting on Tuesday, January 26 at 6:45 pm Pacific with special guest Bjorn Bjorholm. We will start a little early to cover our annual business discussions and then the main event will focus on container selection.

With that kickoff, we will aim for these high level programming goals: hold the full slate of monthly events on fourth Tuesdays, add a second Saturday morning event, make virtual hangouts and Q&A sessions happen as possible, and even continue events through the summer without taking our usual break. That is our goal for this year and your participation can make it happen; please keep your feedback coming!

Our fourth Tuesday events will be some of the bigger names in bonsai and may include some intermediate to advanced topics. On the Saturday events we may focus a little more on local climate, beginner topics, and audience participation. Regardless of the presenter or the topic, the top goal will always be to make for a welcoming, educational community space.

On January 9 we successfully delivered our first Saturday program of the year. I want to thank Jonas Dupuich for an engaging and clear rundown of 10 things he wishes he knew as a beginner in bonsai. A link to a recording of the event will soon be available through email and is also accessible from this members only page on our website:

<https://www.portlandbonsai.org>

I look forward to seeing your names and/or faces in our virtual meetings!

*Reid Parham* VP Programs

## PART 2 of Collecting Suiseki by Sami Amdouni

### Designing a Daiza for the stone

Each stone has its base: the daiza. As a pot highlights a tree, the daiza highlights the stone. To present a stone, you need a wooden base, a daiza in Japanese. With a minimum of tools, we can start manufacturing this base.

The daiza is a carved wooden base, custom-made to accommodate and enhance a stone. It helps stabilize it in a chosen orientation to reveal its potential. Elegant, but discreet, the daiza should not be the main element of the presentation. Ideally, each stone should have its own daiza, even if it is intended to be placed in a suiban or doban (ceramic tray).

In winter, avoid exposing stones in a suiban or a doban, because this kind of presentation gives a feeling of freshness and is much appreciated during periods when temperatures are higher. The choice of wood is very important for a daiza, because you must avoid soft wood.



*Fine-grained woods are preferred to obtain a beautiful finish after sanding. I used cherry. The wooden base, the daiza in Japanese, on which this stone is placed was custom made.*

#### **The equipment needed**

A wooden board, A pencil or pen, Gouges,


A Dremel-type tool machine with wood cutters

A scroll saw or a band saw

Sandpaper n ° 120, 180, 240, 300, or even thinner.

Wood stain, Wood varnish, A protective mask, protective glasses

Gloves, Carbon paper.



*The necessary equipment.*



*To define the inclination of the stone in its base, wooden wedges are placed, because the underside of the stone is not flat. It also gives an indication of the depth of the daiza.*



*It is important that the chosen wooden board is well planed, with a flat surface on its back. We start by digging the wood using a gouge to anchor the right part, and being able to trace the outline of the stone with a pencil, then with the gouge. Don't hesitate to go deep into the wood.*



*We present the stone on its base and we repeat the previous step until the stone takes place perfectly in its base.*



*We use carbon paper to adjust the stone so that it no longer moves in its base. We can see the traces left by the carbon paper in contact with the stone. Using a power tool, dig the marked parts and repeat the operation until the stone is well installed.*



*We trace the outline of the daiza, then cut it using a band saw or scroll. Reduce the height of the base and trace the feet. Using the carving tools, cut the feet to a height of a few millimeters.*




*We dug the feet and a small wall around the perimeter of the base, which corresponds to the different heights of the stone.*



*You can roughen the Dremel sanding with small abrasive rollers. But the finishing must be done by hand and with sanding paper, from the coarsest grain to the finest. This step is very important for the final result: the surface must be as silky as possible. The daiza must stand on all feet, so that its flatness is correct. To do this, simply rub it on an abrasive sheet until all the feet are the same height.*



*We plant the daiza on a stick to facilitate the painting: five parts of golden walnut for one of mahogany.*



*Here, we passed three layers of colour.*

Thanks again to Bonsai Empire and the author, Sami Amdouni.



# Happy New Year from Portland Bonsai Supply

The new year brings new items to our store. During the pandemic the store has continued to offer total online service with contactless local pickup (in Portland). Local delivery (small fee) and shipping are also available. Contact us at [portlandbonsaisupply.com](http://portlandbonsaisupply.com)

[Home | Portland Bonsai Supply](#) Accepting credit & Debit Cards for online orders. Set your own safe non-contact order pickup day & time. Delivery available for only \$10 within 20 miles.[portlandbonsaisupply.com](http://portlandbonsaisupply.com)

Text / cal 503-750-4552 if you have questions.

## New items now in stock:

**Wire** - AMERICAN BONSAI copper wire is in stock in all sizes.

**Tools** - We have AMERICAN BONSAI round head concave cutters in stock in two sizes. Branch benders have been added to the inventory. Joshua Roth tools will be coming soon.

**Pots** - BRUNING POTTERY pots have been added to the store in addition to our large selection of other ceramic pots. We have a great selection of sizes, shapes & colors. For low cost training pots, we have several new options.

**Fertilizer** - BIO-GOLD is available in 1lb, 2lb & 5 lbs. Many have asked for it and we have it now. It is a 4-5-4 organic, it's expensive but less messy and smells better than other organics. Very popular item in the bonsai community.

**Akadama & Soil** - Small (Regular 1/4") Akadama is in stock now but EX-small (Shohin 1/16") and large (1/2") will not arrive until late February. Repotting season starts soon and we have all soil mixes in stock.

**Delivery** - We offer delivery within 20 miles of SE Portland for a \$10 fee. If you don't have time to pick up an order, you can select delivery at checkout and we will bring it to you. If you live farther away, contact me and I will let you know the cost of delivery.

Plan now for the awakening of your trees! Please email or text if you have any questions. Thank you for your continued support during this difficult time. May we all be back together in 2021. Our goal as always is to keep bonsai affordable at all levels of expertise.

## Trees For Sale

Evergreens include native and Itoigawa junipers, black and lodgepole pines, mountain hemlock and spruces, moderately priced, variety of sizes from hold in your hand to all one person wants to carry. Also maples, elms and accent plants.


Call 503 704 3891 to see the trees. Please wear your mask.

*Editor*



Cascade yamadori Mugo pine  
Enzo Ferrari, Switzerland

**PRE-BONSAI PLANTS · BONSAI TOOLS**  
 High-fired Pots • Mica & Plastic Training Pots  
 Wire • Organic Fertilizers  
 Mazama Pumice (1/16-3/8")  
 Diatomite Rock from Nevada, USA  
 Superior Black Compost • Red Cinder Rock (1/4-5/16")



**January Haiku**

Frost in the meadow  
 Pine needles bright with crystals Best  
 seen through window.

*Ron Yasenchak*

Est. 1978



25321 NE 72nd Avenue  
 Battle Ground, WA 98604  
 Phone (360) 687-5641  
 D Burnett

**Need supplies?**  
 Call ahead for delivery  
 at BSOP meetings.



Me? Obsessed with trees?  
Yes. Yes, I am.

Vaughn Chandler champions the trees, landscapes and property investments of the customers in his care. And he's one of the many reasons we've become the premier scientific tree and shrub care company in the world.

Contact us today at 503-722-7267 | bartlett.com

VAUGHN CHANDLER, Bartlett Champion



**BARTLETT  
TREE EXPERTS**

EVERY TREE NEEDS A CHAMPION.

# Portland Bonsai Supply



**Need supplies?**

**Order 24/7 from our web store**

**[portlandbonsaisupply.com](http://portlandbonsaisupply.com)**

**NEW Ceramic Pots available now**

**Coming Soon..Joshua Roth & Ryuga Tools**



6707 SW Pine Street, Portland, OR 97223

The Bonsai Society of Portland meets on the fourth Tuesday of each month.

**The Milwaukie Center**

**5440 SE Kellogg Creek Drive, Milwaukie OR 97222**

Enter parking lot from Rusk Road

Visitors are always welcome!

**Board of Directors**

President: Joe Johanesen

2nd VP-Membership: Patrice Morrow

Secretary: Laura Hudson

1st VP-Programs: Reid Parham

Treasurer: Patty Myrick

Past President: Jan Hettick

**Committee Chairs**

Ambassadors: Keith Wingfield

Auctions: Dane Burrell

Audio/Visual: Reid Parham

Facilities Coordinator: Reid Parham

Fall Show: Patrice Morrow & Jan Hettick

Formal Display: Scott Elser

Heritage: Steve Leaming, Brandon Myren

Hospitality: Brandon McMullan

Library: Barbara Devitt, Mir Isaac

Mentorship: Howard Greisler, Joanne Raiton

Newsletter: Peter Pelofske

Portland Nursery Show Reid Parham

Photographer: Jim Baggett

Raffle:

Social Media: Scott Tice

Spring Show:

Summer Picnic: Joe Johanesen

Vendor Coordinator: Reid Parham

Volunteer Coordinator: Patrice Morrow

Webmaster: Karl Holmes

Contact information is on the BSOP website [www.portlandbonsai.org](http://www.portlandbonsai.org) under

Resources/Member Services/Membership Directory